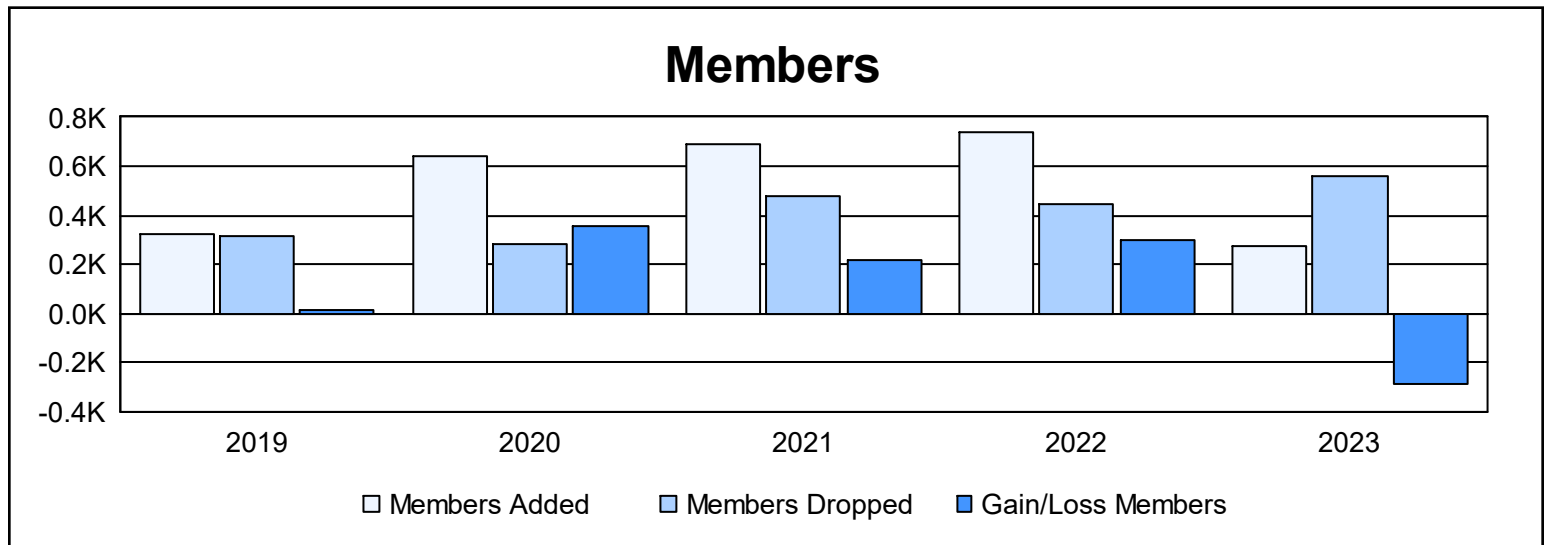
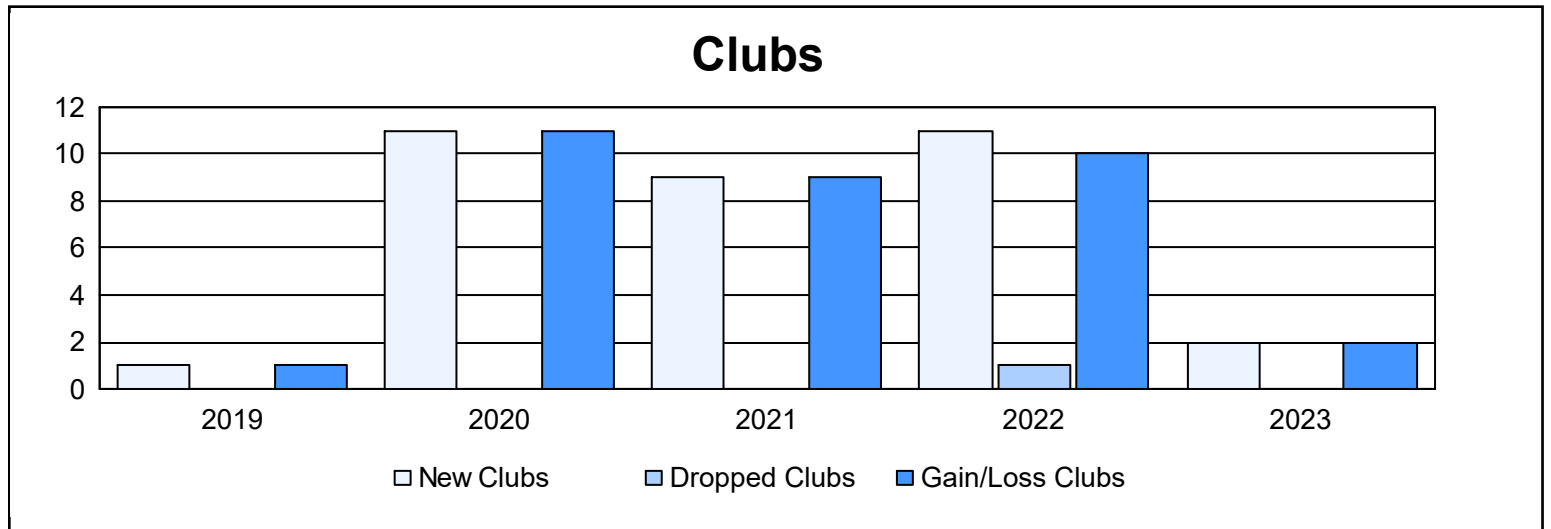
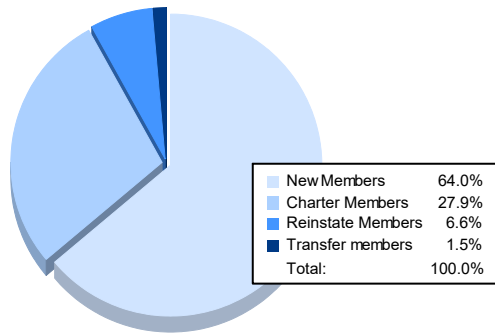


| Year | New Clubs | Dropped Clubs | Gain/ Loss Clubs | New Members | Charter Members | Reinstate Members | Transfer Members | Total Member Added | Total Members Dropped | Gain/ Loss Members |
|----------------|-----------|---------------|------------------|-------------|-----------------|-------------------|------------------|--------------------|-----------------------|--------------------|
| 2018-2019 | 1 | 0 | 1 | 210 | 47 | 64 | 6 | 327 | 313 | 14 |
| 2019-2020 | 11 | 0 | 11 | 305 | 286 | 40 | 7 | 638 | 283 | 355 |
| 2020-2021 | 9 | 0 | 9 | 397 | 262 | 18 | 15 | 692 | 478 | 214 |
| 2021-2022 | 11 | 1 | 10 | 366 | 304 | 51 | 19 | 740 | 445 | 295 |
| 2022-2023 | 2 | 0 | 2 | 174 | 76 | 18 | 4 | 272 | 558 | -286 |
| Average | 7 | 0 | 7 | 290 | 195 | 38 | 10 | 534 | 415 | 118 |



Membership Composition June 2023 Cumulative



Gender Composition June 2023 Cumulative

